

UNIT 3 - KNOW YOUR FEELINGS

Class : II

Subject : English

Let us recall

1. Tick (√) the correct word for the picture.



hop sit



hop sit

2. Make one into many.



- One Cap



- Two Caps

3. Fill a / an.

1. This is a bun.

2. This is a kite.

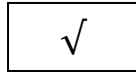
3. This is an axe.

Let us understand


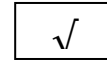
1. Tick the correct word.



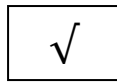
angry / happy



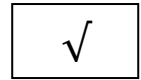
angry / happy



box / book



apples / samosas



2. Choose and write the correct word.

1. Gopi pulled the green (green / red) box.
2. Gopi and Mom go to the market . (market / park)
3. Gopi wants an orange . (orange / apple)
4. Mom wants a brown (brown / black) puppy.

3. Listen, think and say.

a. Who was reading a book?

Gopi's mother was reading news paper.

b. Why was everyone looking at Gopi?

Gopi pulled the flower , the had fallen down. So everyone looked at Gopi.

c. What did Gopi say to the shopkeeper?

Gopi said to the shopkeeper that he wanted a book.

d. Why was Gopi angry?

The shopkeeper warned to Gopi all my samosas will fall down.

e. How would you feel if you were Gopi?

If I was Gopi realized my mistakes and change my attitude.

Let us practise

1. Fill in the blanks.



I am a boy



You are a girl



We are sisters



You are Girls



2. Fill in the missing letters.



B O O K



B L U E



P U P P Y

Let us do

1. Read aloud and Line the words you see in the word wall.

1. Look into my bag.
2. Let us go back.
3. I brush my teeth at night.
4. Run to school.
5. He made a pot.

2. Read and trace the words.

I Made a cake.

I like my new ball .

I sleep at night .

The book is on the cot.

My School is very near.

Could you help me?

3. Now say how you feel.



I feel happy / I feel angry.



I feel scared / I feel happy.



I feel sad / I feel happy.



I feel angry / I feel sleepy.

4. Listen to the teacher and line the words with long 'e' sound. Don't

Keep your feet on the seat.

The green leaf is on the tree.

We see the sea from the beach.


The green jeep is clean and neat.

The green leech is in deep sleep.

Clean the cream on your cheek.

Let us practise

1. Match the words with the pictures.



tea









wheat

leaf

bee

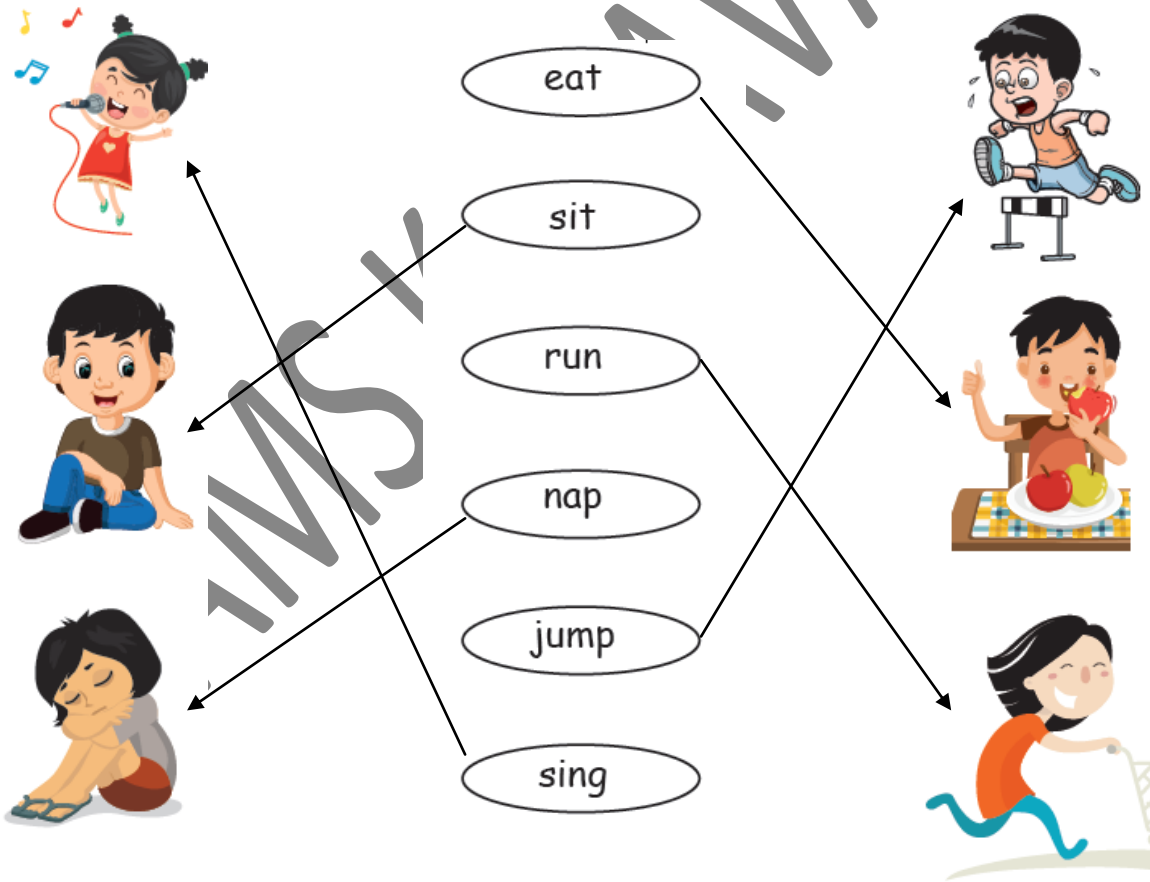


2. Tick (✓) the correct shape for the picture.

				<input type="checkbox"/>
				<input checked="" type="checkbox"/>

Let us think and do

1. Match the words with the actions.



eat

sit

run

nap

jump

sing

2. Tick (✓) the correct sentences.



- He jumps on the bed.
- He jumps on the tub.

- She runs to the shop.
- She runs to the park.



- He plays with food.
- He plays with toys.
- He gets the box.
- He gets the pen.



I can do

1. Tick (✓) the correct word.



Scared / lazy



sad / angry



lazy / angry



tired / surprised



shocked / happy

2. Line the odd one.

- a. sheep deep peep tape
- b. bead clay bean beak
- c. see bee flee pay
- d. feed seed tail deed

3. Fill in the blanks with am / are.



Who are you?

I am a Cat.



You are a dog

Yes, we are dogs. You are cats



We are all friends

4. Tick (✓) the correct one and say it to your teacher.



I feel happy.

I feel angry.



I feel sad.

I feel thirsty.



I feel scared.

I feel bored.



I feel tired.

I feel shocked.



I feel surprised.

I feel hungry.

5. Listen to the passage and underline the words that your teacher says.

The boy drew a **ball**.

He stuck it in his **book**.

He put the book **back** into his bag at **night**.

He took it to **school** the next day.



AAMS KOSAVAPATI