



Unit 2- Wonders Of the Jungle

Let us recall

1. Say the names of the animals.



Elephant



Lion



Monkey



Giraffe



Goat

2. Write the names of the things.



- Cup



- Bag

3. Match the actions with the words.

Let us Understand

1. Draw lines to match the tail with its animal.

2. Write True (T) or False (F).

- a. Chutti was a tiny cat. (F)
- b. Chutti did not like her ears. (F)
- c. The monkey's tail was long and heavy. (T)

- d. Doctor Bear gave Chutti a dog's tail.
- e. Chutti was fi nally happy with her own tail.

(F)
(T)

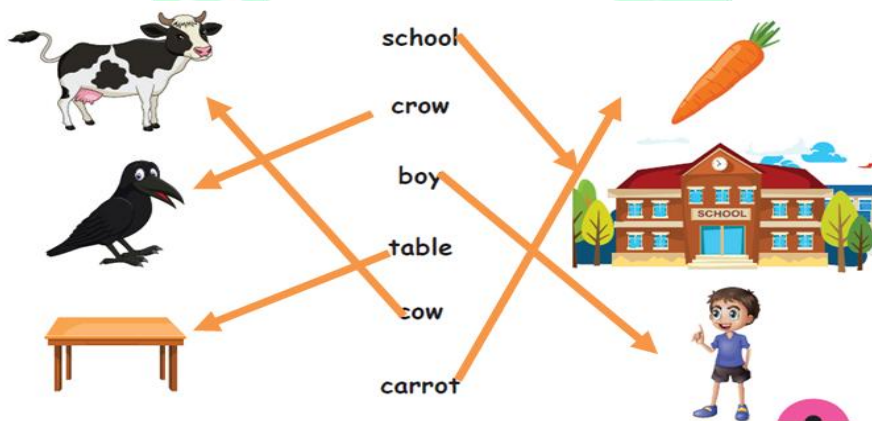
3. Listen, think and write.

bear dog wall striped

- a. Chutti met the bear to change her tail.
- b. Chutti saw the tails on the wall.
- c. The cat has a striped tail.
- d. The dog chased Chutti around the tree.
- e. Do you like yourself ? (Yes / No) Yes

Let us practise

1. Match the names to the pictures.



2. Read, sort and write

Person	Place	Animal	Thing
girl	Chennai	Goat	Pen
Valli	Zoo	Dog	Ball
father	Shop	Cat	Fan

3. Fill in the missing letters.



Monkey



rabbit



cat



dog

Let us do

4. Read aloud and Underline the words you see on the word wall.


1. I found a pen.
2. They are men.
3. Bring me a book.
4. Wish you a great day.
5. The black cat has come out.
6. Open your right and left hands.
7. This is the end.
8. Let me use the book.

5. Write has or have in the blanks.

1. I have an apple.
2. She has a pen.
3. He has a cake.
4. They have a pet.
5. You have a car.
6. Rani has an egg.

6. Listen to the teacher and Underline the words with the long o sound

1. The crow is on the road.
2. The toad is on the snow.
3. The goats go in a row.
4. The boat is so slow.
5. The cone is full of foam.
6. The note is on the coat.



1. Add 'e' Write and read the word.

1. hop – hope
2. cop-cope
3. nod-node
4. not –note
5. con-cone
6. for-fore
7. rod-rode
8. mop-mope
9. rot-rote

2. Fill in the blanks.



Boat



Stone



Rope



Crow

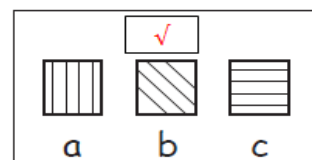
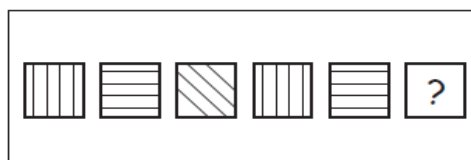


Rose








Road

3. Tick (✓) the correct one.




Let us think and do

1. Match the pictures with the names.

				
bin	cup	tub	bag	pot


2. Write numbers from 1 to 5 in the correct order.



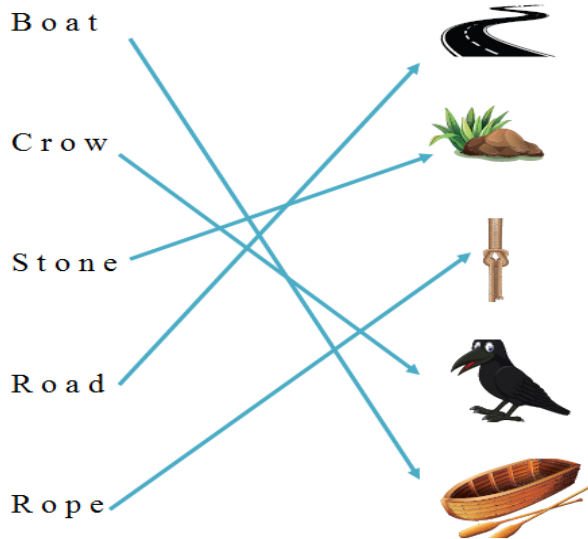
I can do

1. Name any five animals from the picture.

1. lion
2. deer
3. Monkey
4. Turtle
5. Giraffe



2. Fill in the blanks and match the words with the pictures.



3. Listen to your teacher read the story and underline the word the teacher repeats.

I cannot find my black pen. I found the red pen on the table.

My father left it there. I found the blue pen on the chair.

My sister left it there. She does not let me use her pen.

4. Look at the pictures and say what they have.



1. What does he have?

He has a book



2. What do they have?

They have a ball



3. What do they have?

They have balloons



4. What does she have?

She has a pencil



5. What does it have?

It has a bone

5. Write the names in the correct place.

Person	Place	Animal	Thing
Thara	Park	Hen	Chair
John	School	Crow	Pen
Arun	Beach	Pig	Pencil
Kavya	Garden	Cat	Ball