



UNIT 1- FUN WITH MUSIC

Class: II

Subject: English

1. Name the pictures.



Drum



Clock



Dress

2. Match.

	→	three
	→	one
	→	two


3. Trace.



- Five

Let us understand

1. Tick (✓) the correct word.



Violin  Veena  Keyboard  Guitar  Flute  Shakers

2. Listen and number the sequence.

- 1. Mom, can you buy me a drum? 2
- 2. Everyone claps. 5
- 3. I only have the sticks. 3
- 4. The teacher loved the sound. 4
- 5. We are going to play in the concert. 1

3. Listen, think and write.

boxes sticks concert violin

a. Mani's mother gave him Sticks.

- b. Abu played the Violin.
- c. Mani used boxes as drums.
- d. Class 2 was ready for the Concert.
- e. I am Harish. (your name)  
I like to play Piano

### Let Us Practise

#### 2. Fill in the blanks with He/ She / It.



She likes apples



He has a ball



It is a box



She is a teacher



It is a tall tree



He has a dog

#### 3. Fill in the missing letters



Stlck



box



drums

#### 4. Read aloud and Underline the words you see in the word wall.

1. Crows live on trees.
2. What colour do you like?
3. I eat with my friend.
4. We want to run.
5. This year I will win.
6. I got a pen as a gift.
7. We both play with our friends.

#### 5. Colour the words in yellow

[ Live last colour  
friend eat want year  
got play both ]

Word wall containing the following words in boxes:

both, day, last, when  
Live, are, these, year, let  
friend, what, sky, colour, man, eat  
away, come, play, shut, those  
get, into, want, got

## 1. Complete the sentences.

1. There are four  in my pencils

2. There are two  in my pencils

3. There are three  in my bag

4. There are five  in my bag

## 2. Listen and circle the words with the long 'i' sound.

1. The kite flies in the sky.

2. I ride my bike by the side.

3. Mike and Nike like pineapples.

4. The mice try to bite the pie.

5. I like lime rice.

6. Draw a fine line.

Let Us do

## 1. Add 'e' and write the words. Example: sit - site

1. Kit - Kite

2. rid - ride

3. bit - bite

4. hid - hide

5. pin - pine

6. fin - fine

## 2. Fill in the missing letters.



P i e



t i e



K i e



C r y




f l y



b i k e

3. Match and tick (✓) the correct one.



Let us think and do

1. Write the names of the animals.



fox



goat



Frog



pig




rat



pap

2. Match the actions with the animals.



3. Tick (✓) Yes or No.

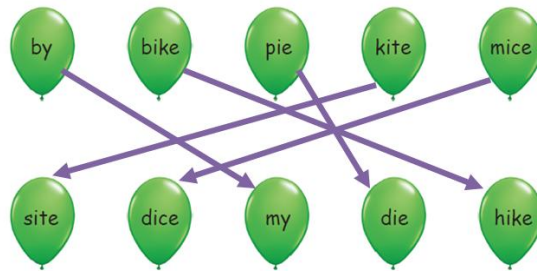
- |                                 |   |  |
|---------------------------------|---|--|
| a. The bun jumps off the plate. | <input checked="" type="checkbox"/> Yes | No <input type="checkbox"/>            |
| b. The rat eats the bun.        | <input type="checkbox"/> Yes            | No <input checked="" type="checkbox"/> |
| c. The fox eats the bun.        | <input checked="" type="checkbox"/> Yes | No <input type="checkbox"/>            |

I can do

1. Tick (✓) the correct names of the pictures.



## 2. Match.



## 3. Fill in the blanks with He / She / It



She is Neena



He is Amir



It is a box



She eats an apple



He has a bat



She sings a song

## 4. Listen and Underline the words that your teacher says.

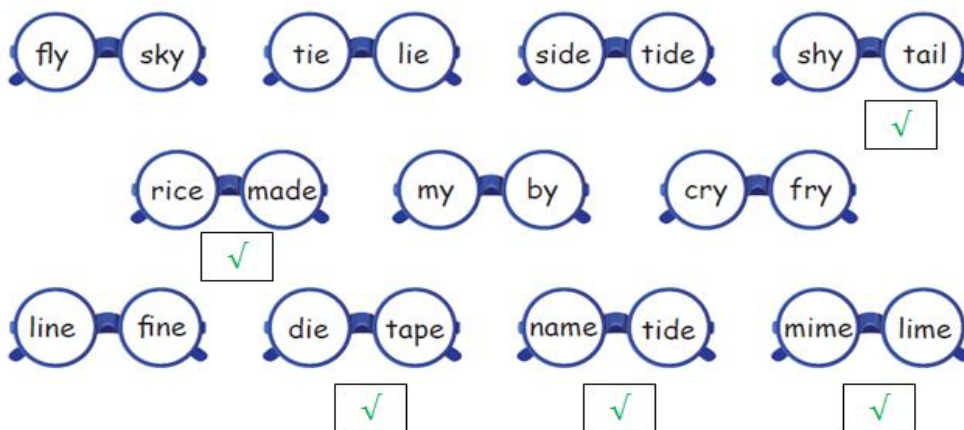
Two baby birds live in a nest with their mother.

At first, they both eat small worms.

Then, they both play to have fun.

Soon both fly away after a month

## 5. Read and Tick (✓) the odd pair.



## 6. Fill in the blanks

a. There are three apples

b. There are two bananas

c. There are four oranges

